
CREE LANGUAGE AND CULTURE NINE-YEAR PROGRAM GRADES 4–5–6

This program of studies is intended for students who are beginning their study of Cree language and culture in Grade 4. It constitutes the first three years of the Cree Language and Culture Nine-year (9Y) Program (Grade 4 to Grade 12).

PHILOSOPHY

The Cree (*Nehiyaw*) worldview is not a polarized view but a holistic view. It is not *this or that* but *this and that*. It holds that all life forms are interconnected and that life is sacred. Human beings are not at the top of a ladder but are one part of a sacred circle. Emotional, physical, mental and spiritual realms are not separate but recognized as part of the whole.

Traditionally, responsibility within the *Nehiyaw* culture primarily involved contributing to the well-being and success of the group—the family, extended family and community. Leadership was developed through service to the community, and cooperation and helping others were crucial to survival. Traditional *Nehiyaw* culture revolves around the connection to Mother Earth and the relationship with family and community.

The concept of Mother Earth in *Nehiyaw* worldview not only encompasses the land but also all animals, minerals, rocks, water, plant life and all interconnectedness with humans. Cree people do not use the products and minerals of Mother Earth as commodities but regard them as relatives and treat them with the utmost respect.

Four aspects common to Mother Earth in *Nehiyaw* worldview that can be honoured in the classroom are:

- the interconnectedness of all things
- the connection to the land and community
- the dynamic and changing nature of the world
- the strength that develops in *power with* not *power over*.

Language proceeds from the worldview of a culture. The *Nehiyaw* worldview and philosophy is embedded in the language and culture. It is also evident in the *Nehiyaw* pedagogy and ways of learning.

RATIONALE FOR LEARNING CREE (NEHIYAWEWIN)

Cree (*Nehiyawewin ekîmiy'kôwisiyahk*) is a gift of *Omâmwî Ohtâwîmâw* (the Creator). Elders are the keepers of the language and, consequently, of the beliefs and culture. Indeed, language and culture are inextricably woven.

The importance of Cree language learning has been expressed by Dr. Anne Anderson, who states in the forewords to her Métis Cree resource books that the way to a people's heart is through their language.

According to Canada's 2006 Census, there are 87 285 Cree speakers in Canada. Cree is one of the most widely spoken languages in Canada in various dialects.

The value of learning Cree (*Nehiyawewin*), to Aboriginal and non-Aboriginal students, is enormous. It permits insights into a worldview of spiritual and natural dimensions. When one speaks the language, Elders and their wisdom become accessible. Learning Cree also enhances one's self-esteem by strengthening cultural identity. Use of language is also the best means of transmitting culture to the next generation.

NATURE OF THE CREE LANGUAGE

The Cree language, or *Nehiyawewin*, is one of many indigenous languages within the Algonkian family of languages. The Cree "Y" dialect that is used in this program of studies is one of the five major dialects in Canada. Cree is a language of relationships—relationships to *Omâmwî Ohtâwîmâw* (the Creator), to others (kinship) and to *Kikâwînaw Askîy* (Mother Earth), which encompasses all living things. It is a rich and complex language because it relates to kinship, nature and spirituality.

The Roman orthography recommended for the instruction of Cree is the Pentland orthography, which is based on the Cree syllabics of standard orthography. The "Y" dialects of the Plains and Woodland Cree of Alberta use 14 English letters, of which 8 are consonants (c, k, m, n, p, s, t and h), 3 are short vowels (a, i, o), 4 are long vowels (a, i, o, e), and "w" and "y" are listed as semi-vowels. A sound variation occurs within the same dialect based on regional and cultural differences.

VOICES OF THE ELDERS, KNOWLEDGE KEEPERS AND COMMUNITY EXPERTS

The wisdom of the Elders is central to cultural learning according to Cree perspective. Elders are the "keepers of knowledge," and it is their guidance that Cree people seek as they strive for balance in their relationships with *Omâmwî Ohtâwîmâw* (the Creator), the natural world, other people and themselves.

Alberta Education acknowledges the necessity of guidance from the Elders, other knowledge keepers and community experts if this program is truly to reflect Cree perspectives and content. Each community wishing to establish a language and culture program must turn to its own Elders, knowledge keepers and community experts for guidance. It is only in this way that Aboriginal language and culture programs can succeed in achieving the goal of language revitalization. The Cree Language and Culture Nine-year Program, Grades 4–5–6 has been developed based on the support of various Elders and the support and advice of community experts and knowledge keepers from Treaty 6 First Nations, Treaty 8 First Nations, the Métis Nation of Alberta and the Métis Settlements.

Oral Tradition

In *Nehiyaw* culture, oral tradition has been the most important method for passing information and knowledge from one generation to another. Students need to be taught to value and respect oral tradition.

Storytellers have always been respected within traditional *Nehiyaw* culture. Storytellers carry within their stories the legends, spiritual truths and history of the Cree people. Stories pass on the values and beliefs that are important to Cree people, and stories preserve the language. Storytellers speak from the heart, and the listener listens from the heart.

There are many types of stories. Sacred stories are only told in the winter, unless special permission is given. Some stories are short, with a particular message or moral, and most are full of humour. Many stories are open-ended, long extended stories with many levels of meaning.

Stories are repeated over and over and change over time to reflect life in the community. As listeners mature and gain life experience, the meanings and lessons in the stories reveal themselves in different ways. What one discovers in a story as a child can be very different from what he or she discovers as an adult. A story written on paper becomes frozen in time, whereas the beauty of an oral story is that it remains a living, flexible and dynamic part of culture and language.

Spirituality

Although the Elders strongly recommend that the connection to *Omâmawi Ohtâwîmâw* (the Creator) be interwoven throughout the program of studies, the developers and Elders themselves respect that individuals/teachers may not want to teach/promote this view. Above all, one's individual integrity is respected.

Our Relationship with the Natural World

People are not greater than the things in nature. The natural world has its own laws that must be respected if people are going to be sustained by it. People are identified by the land they have historically inhabited and on which they have learned to survive. Even today, it is necessary to live with the laws of nature and to feel a part of it.

Our Relationship with One Another

Agreement on rules enables cooperation and group strength, which is greater than individual strength. Identity comes from being in respectful relationships with others, particularly in the family/clan, community and nation.

Our Relationship with Ourselves

Each person is born sacred and complete. *Omâmawi Ohtâwîmâw* (the Creator) has given each person the gift of a body and the choice to care for and use that body with respect.

Omâmawi Ohtâwîmâw (the Creator) has given each person the capacity and choice to learn.

“I had no schooling. When I was a kid, I used to watch people steadily. I would go to my grandmother and she told me what rules to follow.”

– Vernon Makokis, Saddle Lake, Alberta

Omâmawi Ohtâwîmâw (the Creator) has given each person talents or strengths to be discovered and the choice to develop and share the gifts.

ASSUMPTIONS

The following statements are assumptions that have guided the development process of this program of studies:

- Language is communication.
- All students can be successful learners of language and culture, although they will learn in a variety of ways and acquire proficiency at varied rates.
- All languages can be taught and learned.
- Learning Cree (*Nehiyawewin*) leads to enhanced learning in both the student's primary language and in related areas of cognitive development and knowledge acquisition. This is true for students who come to the class with some background knowledge of Cree (*Nehiyawewin*) and develop literacy skills in the language. It is also true for students who have no cultural or linguistic background in Cree and are studying Cree as a second language.

CONCEPTUAL MODEL

Two curriculum frameworks developed under the Western Canadian Protocol for Collaboration in Basic Education—*The Common Curriculum Framework for Aboriginal Language and Culture Programs, Kindergarten to Grade 12*, June 2000, and *The Common Curriculum Framework for International Languages, Kindergarten to Grade 12*, June 2000—have provided guidance in the development of the Cree Language and Culture Nine-year Program (Grade 4 to Grade 12).

The aim of this Cree language and culture program of studies is the development of communicative competence and cultural knowledge, skills and values in Cree. It is important that the focus of this program of studies be on interaction and meaningfulness, with special attention and emphasis being given to oral communication.

Four Components

For the purposes of this program of studies, communicative competence and the development of cultural knowledge, skills and values in Cree are represented by four interrelated and interdependent components.

Applications deal with what the students will be able to do with the language, the functions they will be able to perform and the contexts in which they will be able to operate.

Language Competence addresses the students' knowledge of the language and their ability to use that knowledge to interpret and produce meaningful texts appropriate to the situations in which they are used.

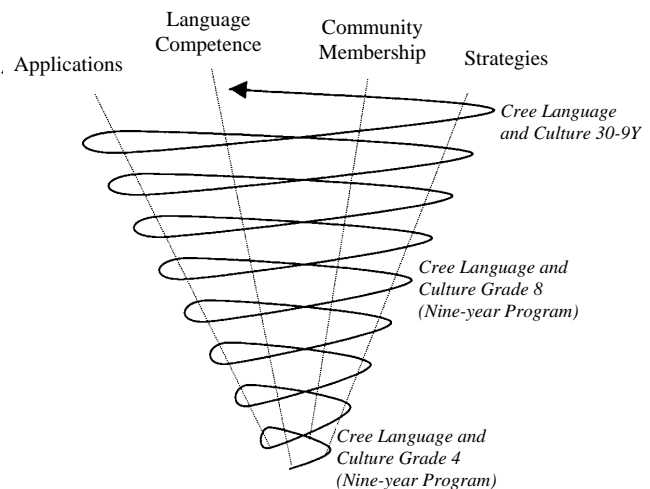
Community Membership aims to develop the understandings, views and values of Cree culture.

Strategies help students learn and communicate more effectively and more proficiently.

Each of these components is described more fully at the beginning of the corresponding section of this program of studies.

A Spiral Progression

Language learning and cultural teachings are integrative, not merely cumulative. Each new element that is added must be integrated into the whole of what has gone before. The model that best represents the students' language and cultural learning progress is an expanding spiral. Students' progression is not only vertical (e.g., increased proficiency) but also horizontal (e.g., broader range of applications and experience with more text forms, contexts and so on). The spiral also represents how language and cultural learning activities are best structured. Particular lexical fields, learning strategies or language functions are revisited at different points in the program, but from a different perspective, in broader contexts or at a slightly higher level of proficiency each time. Learning is reinforced, extended and broadened with each successive pass.



ORGANIZATION OF THE PROGRAM OF STUDIES

General Outcomes

General outcomes are broad statements identifying the knowledge, skills and attitudes that students are expected to achieve in the course of their language learning experience. Four general outcomes serve as the foundation for this program of studies and are based on the conceptual model outlined previously.

Applications [A]

- Students will use and apply Cree in various situations and for different purposes at home, in school and in the community.

Language Competence [LC]

- Students will be effective, competent and comfortable as Cree speakers. (*Okiskinamawâkanak ka/ta nihtâ nehiyawewak.*)

Community Membership [CM]

- Students will live (*wa*)*wetina(hk)* (peacefully) with *Kikâwînaw Askiy* (Mother Earth★), others and themselves, guided by *Omâmawi Ohtâwîmâw* (the Creator★).

Strategies [S]

- Students will use strategies to maximize learning and communication.

The order in which the general outcomes are presented in this program of studies does not represent a sequential order, nor does it indicate the relative importance of each component. The general outcomes are to be implemented in an integrated manner.

Specific Outcomes

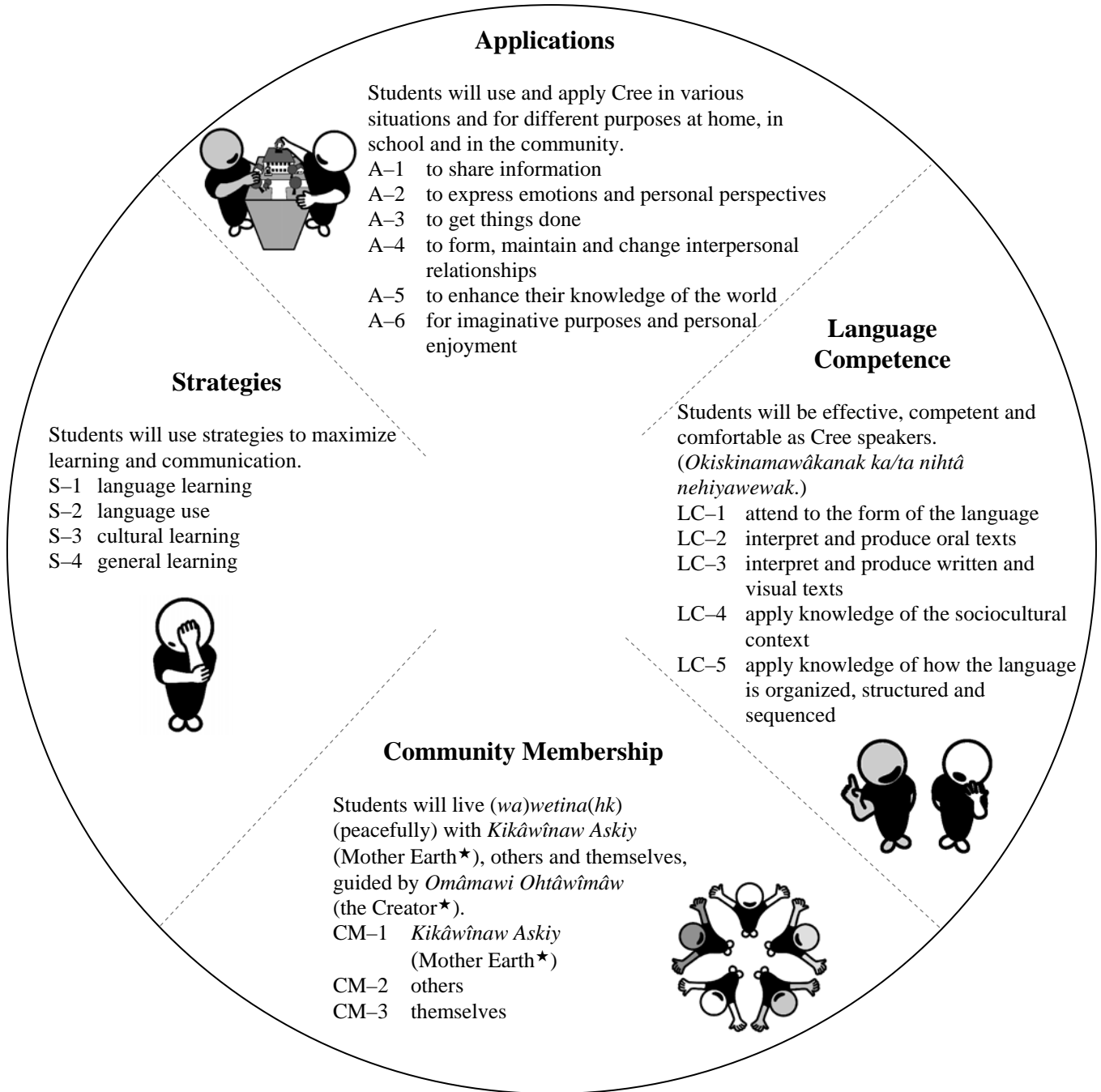
Each general outcome is further broken down into specific outcomes that students are to achieve by the end of each grade. The specific outcomes are interrelated and interdependent. In most classroom activities, a number of learning outcomes are addressed in an integrated manner.

The specific outcomes are categorized under cluster headings, which show the scope of each of the four general outcomes. These headings are shown in the table on the following page.

The specific outcomes are further categorized by strands, which show the developmental flow of learning from the beginning to the end of the program. However, a learning outcome for a particular grade will not be dealt with only in that particular year of the program. The spiral progression that is part of the conceptual model means that activities in the years preceding will prepare the ground for acquisition and in the years following will broaden applications.

★ discretionary (see further details on p. 34)

General Outcomes



★ discretionary (see further details on p. 34)

Guide to Reading the Program of Studies

General Outcome for Language Competence

Students will be effective, competent and comfortable as Cree speakers.

(Okiskinamawâkanak ka/ta nihtâ nehiyawewak.)

cluster heading
for specific
outcomes

LC-2 interpret and produce oral texts

Grade 4
(Nine-year Program)

Grade 5
(Nine-year Program)

Grade 6
(Nine-year Program)

Students will be able to:

LC-2.1 listening	a. understand simple spoken sentences in guided situations	a. understand short, simple oral texts in guided situations	a. understand short, simple oral texts in guided and unguided situations
LC-2.2 speaking	a. produce simple words and phrases, orally, in guided situations	a. produce simple sentences, orally, in guided situations	a. produce short, simple oral texts in guided situations
LC-2.3 interactive fluency	a. engage in simple interactions, using short, isolated phrases	a. engage in simple interactions, using simple sentences	a. engage in simple interactions, using simple sentences and/or phrases

read each page vertically for the outcomes expected at the end of each grade

strand headings for specific outcomes

specific outcome statements for each grade

read each page horizontally for the developmental flow of outcomes from grade to grade



Applications

to express emotions
and personal perspectives

to share
information

to get things done

Students will use and apply Cree in various situations and for different purposes at home, in school and in the community.

to form, maintain and
change interpersonal
relationships

for imaginative purposes
and personal enjoyment

to enhance their
knowledge of the world

APPLICATIONS

The specific outcomes under the heading Applications deal with **what** the students will be able to do with the language; that is, the **functions** they will be able to perform and the **contexts** in which they will be able to operate.

The functions are grouped under six cluster headings—see the illustration on the preceding page. Under each of these headings there are one or more strands that show the developmental flow of learning from grade to grade. Each strand, identified by a strand heading at the left end of a row, deals with a specific language function; e.g., share factual information. Students at any grade level will be able to share factual information. Beginning learners will do this in very simple ways. As students gain more knowledge and experience, they will broaden the range of subjects they can deal with, they will learn to share information in writing as well as orally, and they will be able to handle formal and informal situations.

The level of linguistic, sociolinguistic and discourse competence that students will exhibit when carrying out the functions is defined in the specific outcomes for Language Competence for each grade. To know how well students will be able to perform the specific function, the Applications outcomes must be read in conjunction with the Language Competence outcomes.

It is important that the focus of the Applications component be on interaction and meaningfulness, with special attention and emphasis being given to oral communication.

General Outcome for Applications

Students will use and apply Cree in various situations and for different purposes at home, in school and in the community.

A-1 to share information

Grade 4
(Nine-year Program)

Grade 5
(Nine-year Program)

Grade 6
(Nine-year Program)

Students will be able to:

A-1.1 share factual information	a. share basic information	a. ask for and provide basic information	a. describe people, places and things
	b. identify familiar people, places and things	b. respond to simple, predictable questions c. describe people, places and things	b. describe series or sequences of events or actions

A-2 to express emotions and personal perspectives

Students will be able to:

A-2.1 share ideas, thoughts, preferences	a. express simple preferences	a. identify favourite people, places or things	a. inquire about and express likes and dislikes
	b. express a personal response	b. express a personal response to a variety of situations c. acknowledge the ideas, thoughts and preferences of others	b. record and share thoughts and ideas with others
A-2.2 share emotions, feelings	a. respond to, and express, basic emotions and feelings	a. identify emotions and feelings	a. inquire about, record and share personal experiences involving an emotion or a feeling
		b. express and respond to a variety of emotions and feelings	

General Outcome for Applications

Students will use and apply Cree in various situations and for different purposes at home, in school and in the community.

A-3 to get things done

	Grade 4 (Nine-year Program)	Grade 5 (Nine-year Program)	Grade 6 (Nine-year Program)
<i>Students will be able to:</i>			
A-3.1 guide actions of others	a. indicate basic needs and wants b. ask for permission	a. suggest a course of action and respond to a suggestion b. make and respond to a variety of simple requests	a. encourage or discourage others from a course of action b. give and follow a simple sequence of instructions
A-3.2 state personal actions	a. respond to offers, invitations and instructions b. ask or offer to do something	a. indicate choice from among several options b. express a wish or a desire to do something	a. make and respond to offers and invitations b. inquire about and express ability and inability to do something
A-3.3 manage group actions	a. engage in turn taking b. encourage other group members to act appropriately	a. ask for help or for clarification of what is being said or done in the group b. suggest, initiate or direct action in group activities	a. encourage other group members to participate b. assume a variety of roles and responsibilities as group members c. negotiate in a simple way with peers in small-group tasks d. explain or clarify responsibilities

A-4 to form, maintain and change interpersonal relationships

Students will be able to:

A-4.1 manage personal relationships	a. exchange simple greetings and simple social expressions b. exchange some basic personal information; e.g., their name, age c. acknowledge basic kinship relationships	a. initiate relationships b. identify kinship relationships	a. make and consider social engagements b. talk about themselves and their family and respond to the talk of others by showing attention and interest
--	--	--	--

General Outcome for Applications

Students will use and apply Cree in various situations and for different purposes at home, in school and in the community.

A-5 to enhance their knowledge of the world

	Grade 4 (Nine-year Program)	Grade 5 (Nine-year Program)	Grade 6 (Nine-year Program)
<i>Students will be able to:</i>			
A-5.1 discover and explore	a. investigate the immediate environment	a. investigate the surrounding environment b. make and talk about personal observations	a. discover relationships and patterns
A-5.2 gather and organize information	a. gather simple information b. organize items in different ways	a. sequence items in different ways b. share personal knowledge of a topic	a. compare and contrast items in simple ways b. gather information from a variety of resources
A-5.3 solve problems	a. experience problem-solving situations	a. experience meaning through a variety of problem-solving stories	a. experience and reflect upon problem-solving stories
A-5.4 explore perspectives and values	a. listen attentively and respectfully to ideas and thoughts expressed b. respond sensitively to the ideas and products of others	a. make connections between behaviour and values b. recognize and respect differences in ideas and thoughts	a. explore Cree values on a variety of topics within their own experience b. explore how the Cree worldview influences values and behaviour

General Outcome for Applications

Students will use and apply Cree in various situations and for different purposes at home, in school and in the community.

A-6 for imaginative purposes and personal enjoyment

Grade 4
(Nine-year Program)

Grade 5
(Nine-year Program)

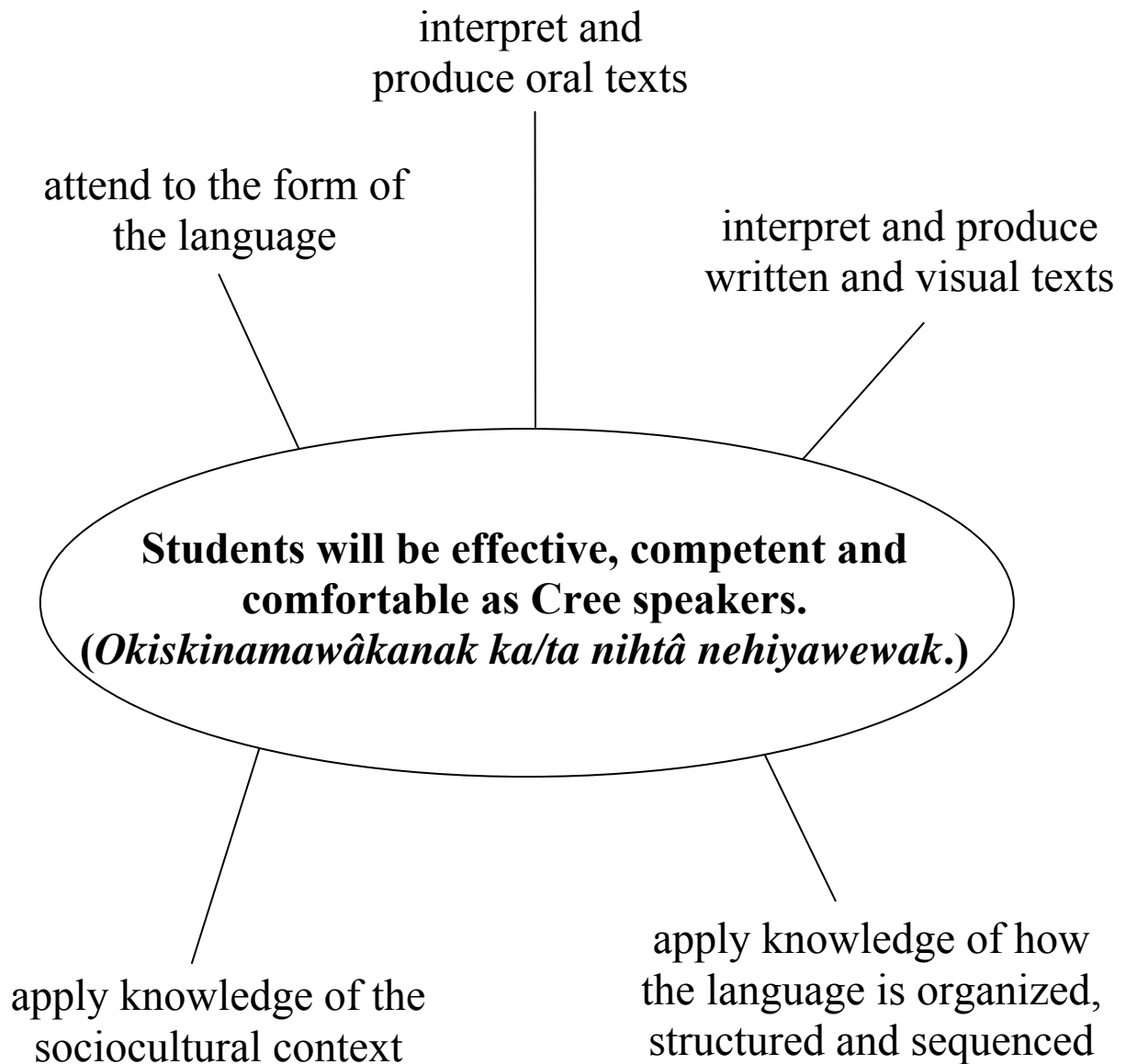
Grade 6
(Nine-year Program)

Students will be able to:

A-6.1 humour/fun	a. use the language for fun	a. use the language for fun in a variety of activities	a. use the language for fun and to interpret humour
A-6.2 creative/aesthetic purposes	a. use the language creatively; e.g., participate in activities that play on the sounds and rhythms of the language	a. use the language creatively; e.g., create a picture story with captions	a. use the language creatively and for aesthetic purposes; e.g., experiment with the sounds and rhythms of the language
A-6.3 personal enjoyment	a. use the language for personal enjoyment; e.g., listen to favourite songs	a. use the language for personal enjoyment; e.g., make a personal dictionary of favourite words with illustrations	a. use the language for personal enjoyment; e.g., play games in Cree with friends



Language Competence



LANGUAGE COMPETENCE

Language competence is a broad term that includes linguistic or grammatical competence, discourse competence, sociolinguistic or sociocultural competence and what might be called textual competence. The specific outcomes under Language Competence deal with knowledge of the Cree language and the ability to use that knowledge to interpret and produce meaningful texts appropriate to the situations in which they are used. Language competence is best developed in the context of activities or tasks in which the language is used for real purposes—in other words, in practical **applications**.

The various components of language competence are grouped under five cluster headings—see the illustration on the preceding page. Under each of these headings there are several strands, identified by strand headings at the left end of each row, which show the developmental flow of learning from grade to grade. Each strand deals with a single aspect of language competence. For example, under the cluster heading “attend to the form of the language,” there are strands for phonology (pronunciation, stress, intonation), orthography (spelling, mechanical features), lexicon (vocabulary words and phrases) and grammatical elements (syntax and morphology).

Although the outcomes isolate these individual aspects, language competence should be developed through classroom activities that focus on meaningful uses of the Cree language and on **language in context**. Tasks will be chosen based on the needs, interests and experiences of students. The vocabulary, grammar structures, text forms and social conventions necessary to carry out a task will be taught, practised and assessed as students are involved in various aspects of the task itself, **not in isolation**.

Strategic competence is often closely associated with language competence, since students need to learn ways to compensate for low proficiency in the early stages of learning if they are to engage in authentic language use from the beginning. This component is included in the language use strategies in the Strategies section.

It is important that the focus of the Language Competence component be on interaction and meaningfulness, with special attention and emphasis being given to oral communication.

Note: The following abbreviations are used in the grammatical elements section, under the cluster heading “attend to the form of the language”:

NA	Animate noun
NI	Inanimate noun
VAI	Animate intransitive verb
VII	Inanimate intransitive verb
VTA	Transitive animate verb
VTI	Transitive inanimate verb
1S	First person singular
2S	Second person singular
3S	Third person singular
1P	First person plural
2I	Second person inclusive
2P	Second person plural
3P	Third person plural

General Outcome for Language Competence

Students will be effective, competent and comfortable as Cree speakers. (*Okiskinamawâkanak ka/ta nihtâ nehiyawewak.*)

LC-1 attend to the form of the language

	Grade 4 (Nine-year Program)	Grade 5 (Nine-year Program)	Grade 6 (Nine-year Program)
<i>Students will be able to:</i>			
LC-1.1 phonology	a. recognize and pronounce basic sounds b. pronounce common words and phrases correctly c. recognize intonation common to Cree	a. recognize and pronounce basic sounds b. distinguish sounds t/d, k/g, c/ts, p/b and pre-aspirated h c. use proper pronunciation and intonation with familiar words, phrases and expressions	a. recognize and pronounce basic sounds consistently b. recognize the effects in sounds; i.e., elision, long vowels c. recognize the rhythmic flow of sounds
LC-1.2 orthography	a. recognize and name some elements of the writing systems; i.e., letters of the standard Roman orthography and/or the syllabic system	a. be familiar with Roman orthography in words or phrases of personal significance	a. recognize and use basic spelling patterns
LC-1.3 lexicon	a. use a repertoire of words and phrases in familiar contexts, within a variety of lexical fields, including: <ul style="list-style-type: none"> • my family • my daily routines • my body • seasons • weather • clothing • my house • things around me • any other lexical fields that meet their needs and interests 	a. use a repertoire of words and phrases in familiar contexts, within a variety of lexical fields, including: <ul style="list-style-type: none"> • foods • school • measurements <ul style="list-style-type: none"> – time – money • my community and neighbourhood • music/dance • animals • extended family • games • any other lexical fields that meet their needs and interests 	a. use a repertoire of words and phrases in familiar contexts, within a variety of lexical fields, including: <ul style="list-style-type: none"> • community roles and occupations • activities/leisure • nutrition/health • places/locations • music/dance • modes of travel • animals/birds • extended family • any other lexical fields that meet their needs and interests

(continued)

General Outcome for Language Competence

Students will be effective, competent and comfortable as Cree speakers. (*Okiskinamawâkanak ka/ta nihtâ nehiyawewak.*)

(continued)

LC-1 attend to the form of the language

Grade 4 (Nine-year Program)

Grade 5 (Nine-year Program)

Grade 6 (Nine-year Program)

Students will be able to:

LC-1.4
grammatical elements

- a. use, in modelled situations,¹ the following grammatical elements:
- | | | |
|---|--|---|
| <ul style="list-style-type: none"> • demonstrative pronouns
<i>awa, ôma, anima, ôki, aniki, ôhi, anihî</i>
singular, plural
animate:
<i>awa</i> / this one – <i>ôki</i> / these;
<i>ôma</i> / this one – <i>ôhi</i> / these;
<i>ana</i> / that one – <i>aniki</i> / those ones
inanimate:
<i>anima</i> / that one – <i>anihi</i> / those;
<i>nema</i> / that one – <i>nehi</i> / those;
<i>nâha</i> / that one – <i>neki</i> / those • nouns – animate (NA):
<i>nî</i> ____ (<i>im</i>);
<i>ki</i> ____ (<i>im</i>);
<i>o</i> ____ (<i>im</i>)<i>a</i>;
<i>nî</i> ____ (<i>im</i>)<i>inân</i>;
<i>ki</i> ____ (<i>im</i>)<i>inaw</i>;
<i>ki</i> ____ (<i>im</i>)<i>iwâw</i>;
<i>o</i> ____ (<i>im</i>)<i>iwâwa</i>;
<i>o</i> ____ (<i>im</i>)<i>iyiwa</i> • nouns – inanimate (NI):
<i>nî</i> ____ ;
<i>ki</i> ____ ;
<i>o</i> ____ ;
<i>nî</i> ____ <i>inân</i>;
<i>ki</i> ____ <i>inaw</i>;
<i>ki</i> ____ <i>iwâw</i>;
<i>o</i> ____ <i>iwâw</i>;
<i>o</i> ____ <i>iyiw</i> | <ul style="list-style-type: none"> • demonstrative pronouns
<i>ana, nâha, anima, nema</i> to distinguish and refer to that specific animate (NA) or inanimate (NI) noun • personal pronoun plural emphatic “too” form:
1P <i>nîstanân</i>
2I <i>kîstanaw</i>
2P <i>kîstawâw</i>
3P <i>wîstawâw</i> • noun possessive forms for plural animate (NA) and inanimate (NI) nouns indicating my (1S), your (2S), his/her (3S):
<i>niminôsimak</i> / <i>nitehtapôwina</i> (1S)
<i>kiminôsimak</i> / <i>kitehtapôwina</i> (2S)
<i>ominôsimak</i> / <i>otehtapôwina</i> (3S) • locative nouns <i>ohk, hk, ihk, ahk</i> as prepositions in the, on the, to the, at the; e.g.,
<i>atawewikamik</i> / store,
<i>atawewikamikohk</i> / at the store;
<i>otenâw</i> / city,
<i>otenâhk</i> / in or at the city • verbs (VAI):
1S <i>nîtapin</i> / I sit
2S <i>kitapin</i> / you sit
3S <i>apîw</i> / he/she sits • personal pronoun plural forms:
1P <i>nîyanân</i>
2I <i>kîyânaw</i>
2P <i>kîyawâw</i>
3P <i>wîyawâw</i> | <ul style="list-style-type: none"> • noun possessive forms for animate (NA) and inanimate (NI) plural nouns indicating ours (1P), all of ours (2I), yours (2P), theirs (3P):
<i>niminôsiminânak</i>,
<i>nitehtapiwininâna</i>;
<i>kiminôsiminawak</i>,
<i>kitehtapiwininawa</i>;
<i>kiminôsimiwâwak</i>,
<i>kitehtapiwiniwâwa</i>;
<i>ominôsimiwâwa</i>,
<i>otehtapiwiniwâwa</i> • using <i>ôki, aniki, neki, ôhi, anihî, nehi</i> to distinguish and refer to “these and those” animate (NA) and inanimate (NI) specific nouns • using affixes to indicate the noun’s size: big/large prefixes <i>mîsti, mîsi, mahki</i>; small suffixes <i>sis, osis, isis</i> • commands or requests (imperatives VTA) using action verbs:
2S→1S <i>nitohtawin</i> / you→me
2P→1S <i>nitohtawik</i> / you→me |
|---|--|---|

(continued)

1. Modelled Situations: This term is used to describe learning situations where a model of specific linguistic elements is consistently provided and immediately available. Students in such situations will have an emerging awareness of the linguistic elements and will be able to apply them in very limited situations. Limited fluency and confidence characterize student language.

General Outcome for Language Competence

Students will be effective, competent and comfortable as Cree speakers. (*Okiskinamawâkanak ka/ta nihtâ nehiyawewak.*)

(continued)

LC-1 attend to the form of the language

	Grade 4 (Nine-year Program)	Grade 5 (Nine-year Program)	Grade 6 (Nine-year Program)
LC-1.4 grammatical elements	<ul style="list-style-type: none"> commands or requests (imperatives VTA) using action verbs: 2S→1S <i>nitohtawin</i> / you→ me 2P→1S <i>nitohtawik</i> / you→ me personal pronouns singular: 1S <i>nîya</i> / I, me 2S <i>kîya</i> / you 3S <i>wîya</i> / he/she plural: 1P <i>nîyanân</i> (exclusive) / we/us 2I <i>kîyânaw</i> (inclusive) / we/us 2P <i>kîyawâw</i> / you (plural) 3P <i>wîyawâw</i> / they/them colour descriptors for singular animate (VAI) nouns (<i>wâpiskisiw</i> / <i>ewâpiskisit minôs</i>) and inanimate (VII) nouns (<i>wâpiskâw</i> / <i>ewâpiskâk tehtapiwin</i>) noun possessive forms for singular animate (NA) and inanimate (NI) nouns indicating my (1S), your (2S), his/her (3S): <i>nîminôsîm</i> / <i>nîtehtapiwin</i> (1S) <i>kiminôsîm</i> / <i>kîtehtapiwin</i> (2S) <i>ominôsîma</i> / <i>otehtapiwin</i> (3S) inclusive personal pronouns singular: 1S <i>nîsta</i> / me too 2S <i>kîsta</i> / you too 3S <i>wîsta</i> / he/she too plural: 1P <i>nîstanân</i> / us/we (exclusive) too 2I <i>kîstanaw</i> / us/we (inclusive) too 2P <i>kîstawâw</i> / you (plural) too 3P <i>wîstawâw</i> / they too 	<ul style="list-style-type: none"> simple sentences using we (1P), all of us (2I), all of you (2P), they (3P) subject markers and action words (VAI) in declarative statement form (<i>nîtapinân</i>, <i>kitapinaw</i>, <i>kitapinâwâw</i>, <i>apiwak</i>) and conjunctive form (<i>ehapiyâhk</i>, <i>ehapiyahk</i>, <i>ehapiyek</i>, <i>ehapicik</i> / <i>ehapitwâw</i>) simple sentences using I (1S), you (2S), he/she (3S) subjects and action words (VAI) in declarative statement form (<i>nîtapin</i>, <i>kitapin</i>, <i>apiw</i>) and progressive action form (<i>ehapiyân</i>, <i>ehapiyan</i>, <i>ehapit</i>) plural endings: animate <i>ak</i> or <i>wak</i>; inanimate <i>a</i> or <i>wa</i> personal pronoun plural emphatic “too” form: 1P <i>nîstanân</i> 2I <i>kîstanaw</i> 2P <i>kîstawâw</i> 3P <i>wîstawâw</i> possessive nouns: body parts, kinship terms commands or requests (imperatives VTA) using action verbs: 2S→1S <i>nitohtawin</i> / you→ me 2P→1S <i>nitohtawik</i> / you→ me 	<ul style="list-style-type: none"> colour descriptors for plural animate (VAI) nouns (<i>wâpiskisiwak</i>, <i>ewâpiskisicik</i> / <i>ewâpiskisitwâw minôsak</i>) and inanimate (VII) nouns (<i>wâpiskâwa</i> / <i>ewâpiskâki tehtapiwina</i>) compounding a verb and noun together to form a new action word; e.g., <i>nîpostayiwînisân</i>, <i>nîteyistikwânân</i>, <i>niketasâkân</i> simple sentences using we, all of us, all of you, they subject markers and action words in declarative statement form (<i>nîtapinân</i>, <i>kitapinaw</i>, <i>kitapinâwâw</i>, <i>apiwak</i>) and progressive action form (<i>ehapiyâhk</i>; <i>ehapiyahk</i>, <i>ehapiyek</i>; <i>ehapicik</i> / <i>ehapitwâw</i>) tense markers: <i>kî</i> – past tense – <i>nîkîhapin</i>; <i>ka</i> – future definite will – <i>nîkahapin</i>; <i>wî</i> – future intentional marker going to – <i>nîwîhapin</i> simple sentences involving a direct object, using I (1S), you (2S), he/she (3S) subject markers along with an action word involving an inanimate (NI) object (VTI) in declarative form (<i>nîwâpahten tehtapiwin</i>, <i>kiwâpahten tehtapiwin</i>, <i>wâpahtam tehtapiwin</i>) and progressive form (<i>ewâpahtamân tehtapiwin</i>; <i>ewâpahtaman tehtapiwin</i>; <i>ewâpahtahk tehtapiwin</i>)

(continued)

General Outcome for Language Competence

Students will be effective, competent and comfortable as Cree speakers. (*Okiskinamawâkanak ka/ta nihtâ nehiyawewak.*)

(continued)

LC-1 attend to the form of the language

	Grade 4 (Nine-year Program)	Grade 5 (Nine-year Program)	Grade 6 (Nine-year Program)
LC-1.4 grammatical elements	<ul style="list-style-type: none">• simple sentences using I (1S), you (2S), he/she (3S) subjects and action words (VAI) in declarative statement form (<i>nitapin, kitapin, apiw</i>) and progressive action form (<i>ehapiyân, ehapiyan, ehapit</i>)• changing an action word to a noun by adding the suffix “win” to the verb: <i>mîcisôwin; nîmihitôwin; nikamôwin</i>• possessive nouns; e.g., body parts, kinship terms• simple questions using interrogating: <i>tân'spî / tân'we</i> – missing; <i>tânte, awîna, kîkwây, tânehki, tânsîyisi</i> Must be labelled: NA – animate, NI – inanimate• question marker <i>cî</i>, using responses: <i>ehâ</i> (yes) (Plains) <i>ihî</i> (yes) (Northern) <i>namôya</i> (no)		<ul style="list-style-type: none">• preverbal particles attached to commands/requests and to subject, action simple sentence <i>Pe api:</i> <i>pe / come</i> <i>api / sit</i> <i>Ninohtehapin / I want to sit.</i> <i>Kinohtehapin / You want to sit?</i> <i>Kahki pehapin cî / Can you come and sit?</i>• indefinite pronouns: use to indicate non-specific or non-specified animate or inanimate nouns for generalized meaning; e.g., <i>awiyak; pikwâwiyak; namâwiyak; kahkiyaw awiyak; kîkway; pikokîkway; namakîkway; kahkiyaw kîkway</i>

(continued)

General Outcome for Language Competence

Students will be effective, competent and comfortable as Cree speakers. (*Okiskinamawâkanak ka/ta nihtâ nehiyawewak.*)

(continued)

LC-1 attend to the form of the language

Grade 4
(Nine-year Program)

Grade 5
(Nine-year Program)

Grade 6
(Nine-year Program)

Students will be able to:

b. use, in structured situations,² the following grammatical elements:

LC-1.4
grammatical elements

- colour descriptors for singular animate (VAI) nouns (*wâpiskisiw / ewâpiskisit minôs*) and inanimate (VII) nouns (*wâpiskâw / ewâpiskâk tehtapiwin*)
- commands or requests using action words (imperative VAI) indicating **you** (2S), **all of you** (2P), and **all of us** (2I); e.g., *api, apik, apitân*
- noun possessive forms for singular animate (NA) and inanimate (NI) nouns indicating **my** (1S), **your** (2S), **his/her** (3S):
niminôsim / nitehtapiwin (1S)
kiminôsim / kitehtapiwin (2S)
ominôsim / otehtapiwin (3S)
- commands or requests (imperatives VTA) using action verbs:
2S→1S *nitohtawin / you→me*
2P→1S *nitohtawik / you→me*
- verbs (VAI):
1S *nitapin / I sit*
2S *kitapin / you sit*
3S *apiw / he/she sits*
- demonstrative pronouns *ana, nâha, anima, nema* to distinguish and refer to that specific animate (NA) or inanimate (NI) noun
- plural endings: animate *ak* or *wak*; inanimate *a* or *wa*
- possessive nouns: body parts, kinship terms
- possessive forms – singular:
(1S) *Nimosôm / my grandfather*
(2S) *Kimosôm / your grandfather*
(3S) *Omosôma / his/her grandfather*
- noun possessive forms for plural animate (NA) and inanimate (NI) nouns indicating **my** (1S), **your** (2S), **his/her** (3S):
niminôsimak / nitehtapôwina (1S)
kiminôsimak / kitehtapôwina (2S)
ominôsimak / otehtapôwina (3S)
- personal pronoun plural emphatic “too” form:
1P *nîstanân*
2I *kîstanaw*
2P *kîstawâw*
3P *wîstawâw*

(continued)

2. Structured Situations: This term is used to describe learning situations where a familiar context for the use of specific linguistic elements is provided and students are guided in the use of these linguistic elements. Students in such situations will have increased awareness and emerging control of the linguistic elements and will be able to apply them in familiar contexts with teacher guidance. Student language is characterized by increasing fluency and confidence.

General Outcome for Language Competence

Students will be effective, competent and comfortable as Cree speakers. (*Okiskinamawâkanak ka/ta nihtâ nehiyawewak.*)

(continued)

LC-1 attend to the form of the language

	Grade 4 (Nine-year Program)	Grade 5 (Nine-year Program)	Grade 6 (Nine-year Program)
LC-1.4 grammatical elements		<ul style="list-style-type: none">animate plural nouns (NA): <i>ôki</i> / these, <i>aniki</i> / those, <i>neki</i> / those over thereinanimate plural nouns (NI): <i>ôhi</i> / these, <i>anihi</i> / those, <i>nehi</i> / these over therequestion marker <i>cî</i>, using responses: <i>ehâ</i> (yes) (Plains) <i>îhi</i> (yes) (Northern) <i>namôya</i> (no)simple questions using interrogatives: <i>tan'te</i>, <i>awîna</i>, <i>kîkwây</i>, <i>tânehki</i>, <i>tân'sîyisi</i>, <i>tân'spî</i>inclusive personal pronouns: singular: 1S <i>nîsta</i> / me too 2S <i>kîsta</i> / you too 3S <i>wîsta</i> / he/she too plural: 1P <i>nîstanân</i> / us/we (exclusive) too 2I <i>kîstanaw</i> / us/we (inclusive) toochanging an action word to a noun by adding the suffix “win” to the verb: <i>mîcisôwin</i>, <i>nîmihitôwin</i>, <i>nikamôwin</i>using demonstrative pronouns <i>awa</i>, <i>ôma</i> to distinguish and refer to this specific animate (NA) or inanimate (NI) noun – <i>wâpiskisiw</i> / <i>wâpiskâw</i>	<ul style="list-style-type: none">locative nouns <i>ohk</i>, <i>hk</i>, <i>ihk</i>, <i>ahk</i> as prepositions in the, on the, to the, at the; e.g., <i>atawewikamik</i> / store, <i>atawewikamikohk</i> / at the store; <i>otenâw</i> / city, <i>otenâhk</i> / in or at the citypersonal pronoun plural forms: 1P <i>nîyanân</i> 2I <i>kîyânaw</i> 2P <i>kîyawâw</i> 3P <i>wîyawâw</i>simple sentences using I (1S), you (2S), he/she (3S) subjects and action words (VAI) in declarative statement form (<i>nitapin</i>, <i>kitapin</i>, <i>apiw</i>) and progressive action form (<i>ehapiyân</i>, <i>ehapiyan</i>, <i>ehapit</i>)simple sentences using we (1P), all of us (2I), all of you (2P), they (3P) subject markers and action words (VAI) in declarative statement form (<i>nitapinân</i>, <i>kitapinaw</i>, <i>kitapinâwâw</i>, <i>apiwak</i>) and conjunctive form (<i>ehapiyâhk</i>, <i>ehapiyahk</i>, <i>ehapiyek</i>, <i>ehapicik</i> / <i>ehapitwâw</i>)

(continued)

General Outcome for Language Competence

Students will be effective, competent and comfortable as Cree speakers. (*Okiskinamawâkanak ka/ta nihtâ nehiyawewak.*)

(continued)

LC-1 attend to the form of the language

LC-1.4
grammatical elements

Grade 4
(Nine-year Program)

Grade 5
(Nine-year Program)

Grade 6
(Nine-year Program)

- singular/plural possessive nouns
nouns – animate (NA):
ni ____ *imak*;
ki ____ *imak*;
o ____ *ima*;
ni ____ *iminânak*;
ki ____ *iminawak*;
ki ____ *imiwâwak*;
o ____ *imiwâwa*;
o ____ *imiyiwa*.

nouns – inanimate (NI):
ni ____ *a*;
ki ____ *a*;
o ____ *a*;
ni ____ *inâna*;
ki ____ *inawa*;
ki ____ *iwâwa*;
o ____ *iwâwa*;
o ____ *iyiwa*.

(continued)

General Outcome for Language Competence

Students will be effective, competent and comfortable as Cree speakers. (*Okiskinamawâkanak ka/ta nihtâ nehiyawewak.*)

(continued)

LC-1 attend to the form of the language

**Grade 4
(Nine-year Program)**

**Grade 5
(Nine-year Program)**

**Grade 6
(Nine-year Program)**

Students will be able to:

c. use, independently and consistently,³ the following grammatical elements:

LC-1.4
grammatical elements

- simple sentences using **we** (1P), **all of us** (2I), **all of you** (2P), **they** (3P) subject markers and action words (VAI) in declarative statement form (*nitapinân, kitapinaw, kitapinâwâw, apiwak*) and conjunctive form (*ehapiyâhk, ehapiyahk, ehapiyek, ehapicik / ehapitwâw*)
- simple sentences using **I** (1S), **you** (2S), **he/she** (3S) subjects and action words (VAI) in declarative statement form (*nitapin, kitapin, apiw*) and progressive action form (*ehapiyân, ehapiyan, ehapit*)
- personal pronoun plural forms:
1P *nîyanân*
2I *kîyanaw*
2P *kîyawâw*
3P *wîyawâw*
- demonstrative pronouns (singular)
Animate: Inanimate:
awa – this *ôma* – this
ana – that *anima* – that
nâha – that *nema* – that
 over there over there
- colour descriptors for singular animate (VAI) nouns (*wâpiskisiw / ewâpiskisit minôs*) and inanimate (VII) nouns (*wâpiskâw / ewâpiskâk tehtapiwin*)
- using demonstrative pronouns *awa, ôma* to distinguish and refer to this specific animate (NA) or inanimate (NI) noun – *wâpiskisiw / wâpiskâw*

(continued)

3. Independently and Consistently: This term is used to describe learning situations where students use specific linguistic elements consistently in a variety of contexts with limited or no teacher guidance. Fluency and confidence characterize student language.

General Outcome for Language Competence

Students will be effective, competent and comfortable as Cree speakers. (*Okiskinamawâkanak ka/ta nihtâ nehiyawewak.*)

(continued)

LC-1 attend to the form of the language

LC-1.4
grammatical elements

Grade 4 (Nine-year Program)

Grade 5 (Nine-year Program)

Grade 6 (Nine-year Program)

- noun possessive forms for singular animate (NA) and inanimate (NI) nouns indicating **my** (1S), **your** (2S), **his/her** (3S):
niminôsim / nitehtapiwin (1S)
kiminôsim / kitehtapiwin (2S)
ominôsim / otehtapiwin (3S)
- simple questions using interrogating:
tân'spî / tân'we – missing;
tânte, awîna, kîkwây, tânehki, tânsîyisi
Must be labelled:
NA – animate,
NI – inanimate
- question marker *cî*,
using responses:
ehâ (yes) (Plains)
îhî (yes) (Northern)
namôya (no)
- commands or requests using action words (imperative VAI) indicating **you** (2S), **all of you** (2P), and **all of us** (2I); e.g., *apî, apîk, apîtân*
- commands or requests (imperatives VTA) using action verbs:
2S→1S *nitohtawin* / **you**→ **me**
2P→1S *nitohtawik* / **you**→ **me**

(continued)

General Outcome for Language Competence

Students will be effective, competent and comfortable as Cree speakers. (*Okiskinamawâkanak ka/ta nihtâ nehiyawewak.*)

(continued)

LC-1 attend to the form of the language

	Grade 4 (Nine-year Program)	Grade 5 (Nine-year Program)	Grade 6 (Nine-year Program)
LC-1.4 grammatical elements			<ul style="list-style-type: none">• inclusive personal pronouns singular: 1S <i>nîsta</i> / me too 2S <i>kîsta</i> / you too 3S <i>wîsta</i> / he/she too plural: 1P <i>nîstanân</i> / us/we (exclusive) too 2I <i>kîstanaw</i> / us/we (inclusive) too 2P <i>kîstawâw</i> / you (plural) too 3P <i>wîstawâw</i> / they too• changing an action word to a noun by adding the suffix “win” to the verb: <i>mîcisôwin, nîmihitôwin,</i> <i>nikamôwin</i>• Noun possessive: <i>nîminôsiminân</i> <u><i>nîhtapowininân</i></u> (1P) <i>kiminôsiminaw</i> <u><i>kîhtapowininaw</i></u> (2I) <i>kiminôsimiwaw</i> <u><i>kîhtapowiniwaw</i></u> (2P) <i>ominôsimiwâwa</i> <u><i>otehtapowiniwaw</i></u> (3P)

(continued)

General Outcome for Language Competence

Students will be effective, competent and comfortable as Cree speakers. (*Okiskinamawâkanak ka/ta nihtâ nehiyawewak.*)

(continued)

LC-1 attend to the form of the language

LC-1.4
grammatical elements

Grade 4
(Nine-year Program)

Grade 5
(Nine-year Program)

Grade 6
(Nine-year Program)

- noun possessive forms for plural animate (NA) and inanimate (NI) nouns indicating **my** (1S), **your** (2S), **his/her** (3S):
niminôsimak / nitehtapôwina (1S)
kiminôsimak / kitehtapôwina (2S)
ominôsimak / otehtapôwina (3S)
- singular/plural possessive nouns
nouns – animate (NA):
ni ____ *imak*;
ki ____ *imak*;
o ____ *ima*;
ni ____ *iminânak*;
ki ____ *iminawak*;
ki ____ *imiwâwak*;
o ____ *imiwâwa*;
o ____ *imiyiwa*.
- nouns – inanimate (NI):
ni ____ *a*;
ki ____ *a*;
o ____ *a*;
ni ____ *inâna*;
ki ____ *inawa*;
ki ____ *iwâwa*;
o ____ *iwâwa*;
o ____ *iyiwa*.

General Outcome for Language Competence

Students will be effective, competent and comfortable as Cree speakers. (*Okiskinamawâkanak ka/ta nihtâ nehiyawewak.*)

LC-2 interpret and produce oral texts

Grade 4 (Nine-year Program)

Grade 5 (Nine-year Program)

Grade 6 (Nine-year Program)

Students will be able to:

LC-2.1 listening	a. understand simple spoken sentences in guided situations	a. understand short, simple oral texts in guided situations	a. understand short, simple oral texts in guided and unguided situations
LC-2.2 speaking	a. produce simple words and phrases, orally, in guided situations	a. produce simple sentences, orally, in guided situations	a. produce short, simple oral texts in guided situations
LC-2.3 interactive fluency	a. engage in simple interactions, using short, isolated phrases	a. engage in simple interactions, using simple sentences	a. engage in simple interactions, using simple sentences and/or phrases

General Outcome for Language Competence

Students will be effective, competent and comfortable as Cree speakers. (*Okiskinamawâkanak ka/ta nihtâ nehiyawewak.*)

LC-3 interpret and produce written and visual texts

Grade 4 (Nine-year Program)

Grade 5 (Nine-year Program)

Grade 6 (Nine-year Program)

Students will be able to:

LC-3.1 reading	a. understand simple written sentences in guided situations	a. understand short, simple written texts in guided situations	a. understand short, simple written texts in guided and unguided situations
LC-3.2 writing	a. produce simple written words and phrases in guided situations	a. produce simple written sentences in guided situations	a. produce short, simple written texts in guided situations
LC-3.3 viewing	a. derive meaning from visuals and other forms of nonverbal communication in guided situations	a. derive meaning from a variety of visuals and other forms of nonverbal communication in guided situations	a. derive meaning from visual elements of a variety of media in guided and unguided situations
LC-3.4 representing	a. use visuals and other forms of nonverbal communication to express meaning in guided situations	a. use a variety of visuals and other forms of nonverbal communication to express meaning in guided situations	a. express meaning through the use of visual elements in a variety of media in guided and unguided situations

General Outcome for Language Competence

Students will be effective, competent and comfortable as Cree speakers. (*Okiskinamawâkanak ka/ta nihtâ nehiyawewak.*)

LC-4 apply knowledge of the sociocultural context

	Grade 4 (Nine-year Program)	Grade 5 (Nine-year Program)	Grade 6 (Nine-year Program)
<i>Students will be able to:</i>			
LC-4.1 register	a. speak at a volume appropriate to classroom situations b. respond to tone of voice	a. distinguish between formal and informal situations b. recognize that some topics, words or intonations are inappropriate in certain contexts	a. experiment with and use informal language in familiar contexts
LC-4.2 expressions	a. imitate age-appropriate expressions	a. understand and use a variety of simple expressions as set phrases	a. use learned expressions to enhance communication
LC-4.3 variations in language	a. experience a variety of voices	a. acknowledge and accept individual differences in speech	a. experience a variety of accents, variations in speech and regional variations in language
LC-4.4 social conventions	a. imitate simple routine social interactions and expressions	a. use basic politeness conventions b. use appropriate oral forms of address for people frequently encountered	a. recognize verbal behaviours that are considered impolite b. recognize simple social conventions in informal conversation
LC-4.5 nonverbal communication	a. understand the meaning of, and imitate, some common nonverbal behaviours used in Cree culture	a. experiment with using some simple nonverbal means of communication b. recognize that some nonverbal behaviours may be inappropriate in certain contexts	a. use appropriate nonverbal behaviours in a variety of familiar contexts

General Outcome for Language Competence

Students will be effective, competent and comfortable as Cree speakers. (*Okiskinamawâkanak ka/ta nihtâ nehiyawewak.*)

LC-5 apply knowledge of how the language is organized, structured and sequenced

	Grade 4 (Nine-year Program)	Grade 5 (Nine-year Program)	Grade 6 (Nine-year Program)
<i>Students will be able to:</i>			
LC-5.1 cohesion/ coherence	a. imitate speech that uses simple link words	a. sequence elements of a simple story, process or series of events b. link words or groups of words in simple ways	a. link several sentences coherently b. recognize common conventions that structure texts
LC-5.2 text forms	a. experience a variety of oral text forms b. recognize some simple oral text forms	a. recognize some simple oral and written text forms	a. use some simple text forms in their own productions
LC-5.3 patterns of social interaction	a. respond using very simple social interaction patterns	a. initiate interactions and respond using simple social interaction patterns	a. use simple conventions to open and close conversations and to manage turn taking



Community Membership

Kikâwînaw Askiy
(Mother Earth ★)

others

**Students will live (*wa*)*wetina(hk)*
(peacefully) with *Kikâwînaw Askiy* (Mother
Earth ★) , others and themselves, guided by
Omâmawi Ohtâwîmâw
(the Creator ★).**

themselves

★ discretionary (see further details on p. 34)

COMMUNITY MEMBERSHIP

The specific outcomes in the Community Membership section are intended to support many aspects of students' Cree cultural development. These outcomes are grouped under three cluster headings—see the illustration on the preceding page. Each cluster is further broken down into five strands, each of which strives to build a specific knowledge, skill or value from Grade 4 to Grade 12. The five strands are as follows:

- relationships
- knowledge of past and present
- practices and products
- past and present perspectives
- diversity.

The terms “Mother Earth” and “Creator” are identified as discretionary terms in this program of studies. Communities may choose to use these terms or to use other related terms acceptable to them (e.g., nature, the environment) in order to teach the outcomes in this section.

General Outcome for Community Membership

Students will live (*wa*)*wetina*(*hk*) (peacefully) with *Kikâwînow Askiy* (Mother Earth★), others and themselves, guided by *Omâmwî Ohtâwîmâw* (the Creator★).

CM-1 *Kikâwînow Askiy* (Mother Earth★)

	Grade 4 (Nine-year Program)	Grade 5 (Nine-year Program)	Grade 6 (Nine-year Program)
<i>Students will be able to:</i>			
CM-1.1 relationships	a. listen to stories about <i>Kikâwînow Askiy</i> (Mother Earth★) and observe and experience <i>Kikâwînow Askiy</i> (Mother Earth★)	a. participate in harmonious activities and experiences related to <i>Kikâwînow Askiy</i> (Mother Earth★) b. take care of <i>Kikâwînow Askiy</i> (Mother Earth★)	a. identify concrete ways in which they can show respect for <i>Kikâwînow Askiy</i> (Mother Earth★) b. participate in activities in which they care for and respect <i>Kikâwînow Askiy</i> (Mother Earth★)
CM-1.2 knowledge of past and present	a. participate in activities and experiences that convey knowledge of past and present <i>Kikâwînow Askiy</i> (Mother Earth★)	a. participate in activities and experiences that convey knowledge of past and present <i>Kikâwînow Askiy</i> (Mother Earth★) b. explore a past/present Cree community and its relationship with <i>Kikâwînow Askiy</i> (Mother Earth★)	a. explore past and present Cree regions in Canada
CM-1.3 practices and products	a. observe and experience practices and products related to <i>Kikâwînow Askiy</i> (Mother Earth★)	a. participate in activities, experiences and practices related to <i>Kikâwînow Askiy</i> (Mother Earth★) b. explore practices and products, related to <i>Kikâwînow Askiy</i> (Mother Earth★), of a specific region or community	a. identify and describe some practices and products, related to <i>Kikâwînow Askiy</i> (Mother Earth★), of specific regions and communities b. explore basic practices and products related to <i>Kikâwînow Askiy</i> (Mother Earth★)

(continued)

★ discretionary (see further details on p. 34)

General Outcome for Community Membership

Students will live (*wawetina(hk)*) (peacefully) with *Kikâwînaw Askiy* (Mother Earth★), others and themselves, guided by *Omâmwî Ohtâwîmâw* (the Creator★).

(continued)

CM-1 *Kikâwînaw Askiy* (Mother Earth★)

	Grade 4 (Nine-year Program)	Grade 5 (Nine-year Program)	Grade 6 (Nine-year Program)
<i>Students will be able to:</i>			
CM-1.4 past and present perspectives	a. listen to stories about <i>Kikâwînaw Askiy</i> (Mother Earth★) from the past and present and explore change	a. participate in activities and experiences that reflect past and present Cree perspectives related to <i>Kikâwînaw Askiy</i> (Mother Earth★)	a. compare past and present Cree perspectives related to <i>Kikâwînaw Askiy</i> (Mother Earth★)
	b. participate in activities and experiences that reflect past and present Cree perspectives related to <i>Kikâwînaw Askiy</i> (Mother Earth★)		b. explore past and present Cree values related to <i>Kikâwînaw Askiy</i> (Mother Earth★)
CM-1.5 diversity	a. listen to stories about <i>Kikâwînaw Askiy</i> (Mother Earth★) from diverse Cree origins	a. participate in activities and experiences that reflect diversity in perspectives related to <i>Kikâwînaw Askiy</i> (Mother Earth★)	a. compare regional Cree perspectives and values related to <i>Kikâwînaw Askiy</i> (Mother Earth★)
	b. participate in activities and experiences that reflect diversity in perspectives related to <i>Kikâwînaw Askiy</i> (Mother Earth★)		

★ discretionary (see further details on p. 34)

General Outcome for Community Membership

Students will live (*wa*)*wetina*(*hk*) (peacefully) with *Kikâwînaw Askiy* (Mother Earth ★), others and themselves, guided by *Omâmawi Ohtâwîmâw* (the Creator ★).

CM-2 others

	Grade 4 (Nine-year Program)	Grade 5 (Nine-year Program)	Grade 6 (Nine-year Program)
<i>Students will be able to:</i>			
CM-2.1 relationships	a. share with others and recognize that others are a part of their living world/kinship systems b. listen respectfully to others; i.e., storytelling, counsel, sharing circle	a. contribute to, and cooperate in, activities with others, and practise friendliness b. practise consideration of, and helpfulness toward, others	a. respect others (e.g., property, thoughts) and practise humility b. form positive relationships with others; e.g., peers, family, Elders
CM-2.2 knowledge of past and present	a. participate in activities and experiences that convey knowledge of historical and contemporary Cree culture; i.e., storytelling, celebrations	a. explore a past and a present Cree community; e.g., its people, practices, products, beliefs	a. explore past and present Cree people, practices, products and beliefs in Canada
CM-2.3 practices and products	a. observe, understand and participate, with the group, in Cree cultural experiences, practices and activities	a. observe, understand and participate in family and/or school Cree cultural experiences, practices and activities b. explore Cree community cultural practices and products	a. explore tribal or regional Cree cultural practices and products b. explore cultural practices and products of Cree peoples in Canada
CM-2.4 past and present perspectives	a. listen to stories from the past and present and explore change b. observe and participate in activities, experiences and products that reflect the past and present, and explore change	a. describe similarities and differences between past and present Cree community experiences, practices, products, perspectives and values, and examine change	a. examine past and present perspectives and values and examine change
CM-2.5 diversity	a. observe and explore the unique qualities of others	a. identify the unique qualities of others; i.e., family b. identify and celebrate the unique qualities of others; i.e., in meeting the needs of the community by voluntarily fulfilling the roles	a. explore and compare characteristics of Cree-speaking peoples in Canada

★ discretionary (see further details on p. 34)

General Outcome for Community Membership

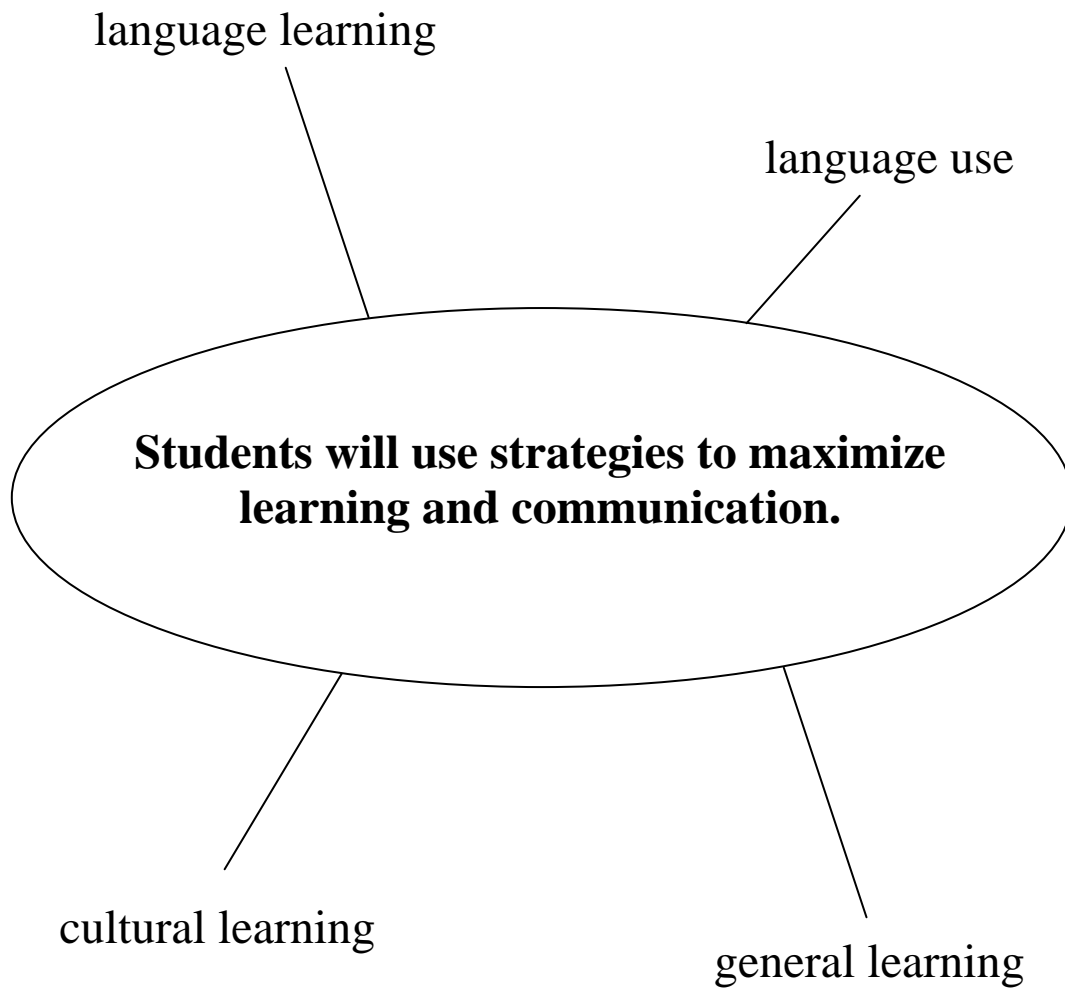
Students will live (*wa*)*wetina*(*hk*) (peacefully) with *Kikâwînow Askiy* (Mother Earth★), others and themselves, guided by *Omâmawi Ohtâwîmâw* (the Creator★).

CM-3 themselves

	Grade 4 (Nine-year Program)	Grade 5 (Nine-year Program)	Grade 6 (Nine-year Program)
<i>Students will be able to:</i>			
CM-3.1 relationships	a. tell and draw about themselves and their family, appreciate their own uniqueness, and understand and accept their own importance as people	a. express their own concept of themselves and extend that understanding to include new ideas and perspectives; i.e., home and school b. express their own concept of themselves and understand their own strengths and abilities	a. explore various sources of information for development of their self-concept, and learn and understand the importance of respect for themselves b. identify influences on development of their self-concept and self-identity
CM-3.2 knowledge of past and present	a. share about themselves and their family; e.g., traditions, nicknames, practices b. explore kinship	a. explore kinship and community b. explore and examine family/community traditions and practices	a. explore their family/community background (tribe/heritage/affiliation, kinship)
CM-3.3 practices and products	a. observe and participate in Cree cultural experiences, practices and activities	a. observe and participate in Cree cultural experiences, practices and activities	a. explore Cree cultural experiences, practices and products
CM-3.4 past and present perspectives	a. explore their own change and listen to others' views and stories b. express their own understanding of themselves and their family	a. express their own understanding of themselves, their family and their community and explore the perceptions of others b. understand their own strengths and weaknesses	a. explore others' perceptions of them b. recognize that individuals change and the way they see themselves also changes
CM-3.5 diversity	a. explore, observe, celebrate and recognize their own uniqueness; e.g., self, family	a. identify and celebrate the unique characteristics of their family and community b. identify and celebrate their own unique strengths and abilities	a. explore, identify and celebrate the unique characteristics of their family and community

★ discretionary (see further details on p. 34)

Strategies



STRATEGIES

Under the Strategies heading are specific outcomes that will help students learn and communicate more **effectively**. Strategic competence has long been recognized as an important component of communicative competence. The learning outcomes that follow deal not only with compensation and repair strategies, important in the early stages of language learning when proficiency is low, but with strategies for language learning, language use in a broader sense and cultural learning, and with general learning strategies that help students acquire content. Although people may use strategies unconsciously, the learning outcomes deal only with the **conscious use** of strategies.

The strategies are grouped under four cluster headings—see the illustration on the preceding page. For the Strategies component, the strands mirror the cluster headings. Each cluster heading or strand deals with a specific category of strategy. Language learning, cultural learning and general learning strategies can be further categorized as cognitive, metacognitive and social/affective. The language use strategies can be further categorized by communicative mode: interactive, interpretive, productive.

The strategies that students choose depend on the task they are engaged in as well as on other factors, such as their preferred learning style, personality, age, attitude and cultural background. Strategies that work well for one person may not be effective for another person, or may not be suitable in a different situation. For this reason, it is not particularly useful to say that students should be aware of, or able to use, a specific strategy at a particular grade level. Consequently, the specific outcomes make only general references to strategies within each category. Specific strategies for each category are included in the sample list of strategies below. The specific strategies provided in the sample list **are not prescriptive** but are provided as an illustration of how the general strategies in the specific outcomes might be developed.

Teachers need to know and model a broad range of strategies from which students are then able to choose in order to communicate effectively. Strategies of all kinds are best taught in the context of learning activities where students can apply them immediately and then reflect on their use.

SAMPLE LIST OF STRATEGIES

Language Learning Strategies

Cognitive

- listen attentively
- perform actions to match the words of a song, story or rhyme
- learn short rhymes or songs, incorporating new vocabulary or sentence patterns
- imitate sounds and intonation patterns
- memorize new words by repeating them silently or aloud
- seek the precise term to express meaning
- repeat words or phrases in the course of performing a language task
- make personal dictionaries
- experiment with various elements of the language
- use mental images to remember new information
- group together sets of things—vocabulary, structures—with similar characteristics
- identify similarities and differences between aspects of the Cree language and English
- look for patterns and relationships
- use previously acquired knowledge to facilitate a learning task
- associate new words or expressions with familiar ones, either in Cree or in English
- find information, using reference materials such as dictionaries, textbooks and grammars
- use available technological aids to support language learning; e.g., cassette recorders, computers, CD-ROMs
- use word maps, mind maps, diagrams, charts or other graphic representations to make information easier to understand and remember

- place new words or expressions in a context to make them easier to remember
- use induction to generate rules governing language use
- seek opportunities in and outside of class to practise and observe
- perceive and note down unknown words and expressions, noting also their context and function

Metacognitive

- check copied writing for accuracy
- make choices about how you learn
- rehearse or role-play language
- decide in advance to attend to the learning task
- reflect on learning tasks with the guidance of the teacher
- make a plan in advance about how to approach a language learning task
- reflect on the listening, speaking, reading and writing process
- decide in advance to attend to specific aspects of input
- listen or read for key words
- evaluate your performance or comprehension at the end of a task
- keep a learning checklist
- experience various methods of language acquisition, and identify one or more considered to be particularly useful personally
- be aware of the potential of learning through direct exposure to the language
- know how strategies may enable coping with texts containing unknown elements
- identify problems that might hinder successful completion of a task, and seek solutions
- monitor your speech and writing to check for persistent errors
- be aware of your strengths and weaknesses, identify your needs and goals, and organize strategies and procedures accordingly

Social/Affective

- initiate or maintain interaction with others
- participate in shared reading experiences
- seek the assistance of a friend to interpret a text
- reread familiar self-chosen texts to enhance understanding and enjoyment

- work cooperatively with peers in small groups
- understand that making mistakes is a natural part of language learning
- experiment with various forms of expression, and note their acceptance or nonacceptance by more experienced speakers
- participate actively in brainstorming and conferencing as prewriting and postwriting exercises
- use self-talk to feel competent to do the task
- be willing to take risks and to try unfamiliar tasks and approaches
- repeat new words and expressions occurring in your conversations, and make use of these new words and expressions as soon as appropriate
- reduce anxiety by using mental techniques, such as positive self-talk or humour
- work with others to solve problems and get feedback on tasks
- provide personal motivation by arranging your own rewards when successful

Language Use Strategies

Interactive

- use English to get meaning across
- use a literal translation of a phrase in English
- use an English word but pronounce it as in Cree
- acknowledge being spoken to with appropriate expression
- interpret and use a variety of nonverbal cues to communicate; e.g., mime, pointing, gestures, pictures
- indicate lack of understanding verbally or nonverbally
- ask for clarification or repetition when you do not understand
- use other speakers' words in subsequent conversations
- assess feedback from a conversation partner to recognize when a message has not been understood; e.g., blank look
- start again, using a different tactic, when communication breaks down
- invite others into the discussion
- ask for confirmation that a form used is correct

- use a range of fillers, hesitation devices and gambits to sustain conversations
- use circumlocution to compensate for lack of vocabulary

Interpretive

- use gestures, intonation and visual supports to aid comprehension
- make connections between texts on the one hand and prior knowledge and personal experience on the other
- use illustrations to aid reading comprehension
- determine the purpose of listening
- listen or look for key words
- listen selectively based on purpose
- make predictions about what you expect to hear or read based on prior knowledge and personal experience
- use knowledge of the sound–symbol system to aid reading comprehension
- infer probable meanings of unknown words or expressions from contextual clues
- prepare questions or a guide to note down information found in a text
- use key content words or discourse markers to follow an extended text
- reread several times to understand complex ideas
- summarize information gathered
- assess your information needs before listening, viewing or reading
- use skimming and scanning to locate key information in texts

Productive

- mimic what the teacher says
- use nonverbal means to communicate
- copy what others say or write
- use words visible in the immediate environment
- use resources to increase vocabulary
- use familiar repetitive patterns from stories, songs, rhymes or media
- use illustrations to provide detail when producing your own texts
- use knowledge of sentence patterns to form new sentences

- use a variety of resources to correct texts; e.g., personal and commercial dictionaries, checklists, grammars
- take notes when reading or listening to assist in producing your own text
- revise and correct final versions of texts
- use circumlocution and definition to compensate for gaps in vocabulary
- apply grammar rules to improve accuracy at the correction stage
- compensate for avoiding difficult structures by rephrasing

Cultural Learning Strategies

Cognitive

- observe and listen attentively
- actively participate in culturally relevant activities, such as storytelling, ceremonies, berry picking, feasts, fish scale art and sewing
- imitate cultural behaviours
- memorize specific protocols, such as prayers, songs and stories
- seek out information by asking others, such as parents, teachers and Elders
- repeat or practise saying or performing cultural practices or traditions, such as prayers, songs, words and actions
- make/create cultural learning logs
- experiment with, and engage in, various cultural practices and elements
- use mental images to remember new cultural information, such as Teepee Teachings
- group together sets of things—cultural practices, objects—with similar characteristics
- identify similarities and differences between aspects of Cree culture and other cultures to which you have been exposed
- look for patterns and relationships
- use previously acquired knowledge to facilitate cultural learning
- associate new cultural learnings with previous knowledge
- use available technological aids to support cultural learning; e.g., computers, videos/ DVDs, CD-ROMs
- use mind maps, webs or diagrams

- place new cultural learning in a context to make it easier to remember
- use induction to generate rules governing cultural elements, such as values, traditions, beliefs, practices and relationships
- seek opportunities in and outside of class to practise, observe and participate in cultural activities/elements
- perceive and note down unknown cultural elements and practices

Metacognitive

- make choices about how you learn
- rehearse or role-play a cultural experience
- decide in advance to attend to the cultural learning task
- reflect on cultural learning tasks
- think in advance about how to approach a cultural learning task
- reflect on your learning or inquiries
- decide in advance to attend to specific aspects of a cultural event
- listen for, or observe, key cultural elements
- evaluate your performance or comprehension at the end of a cultural task or activity
- keep a cultural learning/teachings checklist
- experience various methods of learning about culture, and identify one or more considered to be particularly useful personally; e.g., by doing it, observing it, reading about it
- be aware of the potential of learning through direct exposure to the culture
- know how strategies may enable coping with new cultural experiences containing unknown elements
- identify obstacles that might hinder successful participation in cultural experiences, and see ways to overcome these obstacles
- monitor your cultural behaviours and practices
- be aware of your strengths and weaknesses, identify your needs and goals, and organize strategies and processes accordingly

Social/Affective

- initiate and maintain participation in the culture
- participate in shared cultural experiences
- seek the assistance of a friend, teacher, Elder or parent to understand cultural elements

- participate several times in favourite cultural experiences and activities to enhance understanding and enjoyment
- work cooperatively with peers in small groups
- understand that making mistakes is a natural part of learning about culture
- experiment with various cultural behaviours and practices, noting acceptance/support or nonacceptance/lack of support by members of the culture
- participate actively in the traditions of the culture; i.e., storytelling, sharing circle
- be willing to take risks and to try new/unfamiliar things
- apply new cultural learnings as soon as possible after learning/observing them
- reduce anxiety by using mental techniques, such as positive self-talk or humour
- work cooperatively with others, and get feedback on your work
- provide personal motivation by arranging your own rewards when successful

General Learning Strategies

Cognitive

- classify objects and ideas according to their attributes; e.g., red objects and blue objects, or animals that eat meat and animals that eat plants
- use models
- connect what is already known with what is being learned
- experiment with, and concentrate on, one thing at a time
- focus on and complete learning tasks
- record key words and concepts in abbreviated form—verbal, graphic or numerical—to assist with performance of a learning task
- use mental images to remember new information
- distinguish between fact and opinion when using a variety of sources of information
- formulate key questions to guide research
- make inferences, and identify and justify the evidence on which these inferences are based

- use word maps, mind maps, diagrams, charts or other graphic representations to make information easier to understand and remember
- seek information through a network of sources, including libraries, the Internet, individuals and agencies
- use previously acquired knowledge or skills to assist with a new learning task
- use self-talk to feel competent to do the task
- be willing to take risks and to try unfamiliar tasks and approaches
- monitor your level of anxiety about learning tasks, and take measures to lower it if necessary; e.g., deep breathing, laughter
- use social interaction skills to enhance group learning activities

Metacognitive

- reflect on learning tasks with the guidance of the teacher
- choose from among learning options
- discover how your efforts can affect learning
- reflect upon your thinking processes and how you learn
- decide in advance to attend to the learning task
- divide an overall learning task into a number of subtasks
- make a plan in advance about how to approach a task
- identify your needs and interests
- manage your physical working environment
- keep a learning journal, such as a diary or a log
- develop criteria for evaluating your work
- work with others to monitor your learning
- take responsibility for planning, monitoring and evaluating learning experiences

Social/Affective

- watch others' actions and copy them (the actions of Aboriginal students, maybe, more than others)
- seek help from others
- follow your natural curiosity and intrinsic motivation to learn
- participate in cooperative group learning tasks
- choose learning activities that enhance understanding and enjoyment
- be encouraged to try, even though mistakes might be made
- take part in group decision-making processes (consensus)
- use support strategies to help peers persevere at learning tasks; e.g., offer encouragement, praise and ideas
- take part in group problem-solving processes

General Outcome for Strategies

Students will use strategies to maximize learning and communication.

S–1 language learning

Grade 4
(Nine-year Program)

Grade 5
(Nine-year Program)

Grade 6
(Nine-year Program)

Students will be able to:

S-1.1 language learning	a. use simple strategies, with guidance, to enhance language learning	a. use a variety of simple strategies, with guidance, to enhance language learning	a. identify and use a variety of strategies to enhance language learning
--------------------------------------	---	--	--

S–2 language use

Students will be able to:

S-2.1 language use	a. use simple strategies, with guidance, to enhance language use	a. use a variety of simple strategies, with guidance, to enhance language use	a. identify and use a variety of strategies to enhance language use
---------------------------------	--	---	---

S–3 cultural learning

Students will be able to:

S-3.1 cultural learning	a. use simple strategies, with guidance, to enhance cultural learning	a. use a variety of simple strategies, with guidance, to enhance cultural learning	a. identify and use a variety of strategies to enhance cultural learning
--------------------------------------	---	--	--

S–4 general learning

Students will be able to:

S-4.1 general learning	a. use simple strategies, with guidance, to enhance general learning	a. use a variety of simple strategies, with guidance, to enhance general learning	a. identify and use a variety of strategies to enhance general learning
-------------------------------------	--	---	---

Examples of language learning, language use, cultural learning and general learning strategies are available on pages 40 to 44.